

LINAIRE® Flex 3D Bend Linear Light

Flexible architectural light that bends in all directions to fit any space. Water resistant with precision light quality and full diffusion for a dotless look.


Date _____

Project Notes _____

24
VDC

FEATURES

- Bends in both directions (top and side) for maximum versatility
- Flexible, durable fixture with no visible dots
- Water resistant for indoor and outdoor use
- 90+ CRI
- Factory assembly (IP67), field termination (IP65)



ORDERING CODES

Order spools, and components for field assembly

OPTIONAL ORDERING CODES

Add Wire Entry, Mounting, Driver, and Delivery

VIP	Voltage	Series	Model	CCT	Length	Wire Entry	Mounting	Driver	Delivery	
	24V	3D	LIN	24 (2400K) 27 (2700K) 30 (3000K) 35 (3500K) 40 (4000K)	32 (32 feet)	STE (Straight Wire Entry) SDE (Side Wire Entry) BE (Bottom Wire Entry)	3M (3M Adhesive) MC (Mounting Clip) MTCH (LINAIRE Flex 3D Bend Channel) SPINE (LINAIRE Flex 3D Bend Spine Channel)	ELV (Electronic) VLM (Constant Voltage) MAG (MLV) LUT (Lutron)	O/O (On / Off) SWX (Switchex) PoE (Power over Ethernet)	Factory + Field (Hybrid) (IP65) Factory Assembly (IP67)

24V LINAIRE® Flex 3D Bend - SPECIFICATION TABLE

Models	24V-3D-LIN
Voltage	24VDC
Wattage	3.2W/ft.
Lumens	2400K: 149 Lm/ft. 2700K: 153 Lm/ft. 3000K: 153 Lm/ft. 3500K: 168 Lm/ft. 4000K: 166 Lm/ft.
Cut Points	Free Cut (cut anywhere)
Max Run (ft.)	32.8 ft.
CRI	90+
Dimensions	0.79 x 0.79 in. (W x H)
TM-30 (LM-80)	>50,000 hours
Environment	Outdoor / Wet Location (IP65 / IP67)
Ambient Temperature	-4 ~ 122°F (-20 ~ 50°C)
Operating Temperature	-4 ~ 176°F (-20 ~ 80°C)
Chip Type	2835
Certification	UL Listed 2108
Warranty	5 Year

LINAIRE® Flex 3D Bend Linear Light

Flexible architectural light that bends in all directions to fit any space. Water resistant with precision light quality and full diffusion for a dotless look.

Date _____

Project Notes _____

24
VDC

RECOMMENDED 24V DRIVERS

SKU	INPUT VOLTAGE / FREQUENCY	OUTPUT VOLTAGE	MAXIMUM LOAD	MINIMUM LOAD	CLASS 2	DIMMABLE	LENGTH	WIDTH	HEIGHT
OMNIDRIVE® X Dimmable Driver Versatile driver for most high-performance dimming on ELV, TRIAC, and 0-10V systems.									
https://www.dioledd.com/custom/download/productFile/fileName/omnidrive-x-specification-sheet.pdf OMNIDRIVE® X Dimmable Driver Specification Sheet									
Contains • Additional Models • Derating Curves • Additional Features • System Diagrams									
DI-ODX-24V30W-J	120-277V	24V	30W	No minimum load	Yes	Yes	6.5 in.	3.7 in.	1.57 in.
DI-ODX-24V60W-J	120-277V	24V	60W	No minimum load	Yes	Yes	7.4 in.	3.7 in.	1.57 in.
DI-ODX-24V96W-J	120-277V	24V	96W	No minimum load	Yes	Yes	8.66 in.	3.7 in.	1.57 in.
DI-ODX-24V120W-J	120-277V	24V	120W	No minimum load	No	Yes	8.66 in.	3.7 in.	1.57 in.
VLM Series Constant Voltage Driver Compact driver for on/off, PWM dimming, and color-changing applications.									
https://www.dioledd.com/custom/download/productFile/fileName/VLM-Specification%20Sheet%20(Driver%20&%20J-Box).pdf VLM Series Constant Voltage Driver Specification Sheet									
Contains • Additional Models • Derating Curves • Additional Features • System Diagrams									
VLM60W-24-LPS3R	120 / 277VAC 47 - 63Hz	24V	60W	No Minimum Load	Yes	PWM	10.79 in.	7.34 in.	2.36 in.
VLM60W-24-LPM	120 / 277VAC 47 - 63Hz	24V	60W	No Minimum Load	Yes	PWM	8.19 in.	2.94 in.	1.31 in.
VLM100W-24-LPS3R	120 / 277VAC 47 - 63Hz	24V	100W	No Minimum Load	Yes	PWM	10.79 in.	7.34 in.	2.36 in.
MAGNETIC DIMMABLE DRIVER All-purpose dimmable driver for everyday tape light projects.									
https://www.dioledd.com/custom/download/productFile/fileName/DI-MLV-Specification%20Sheet.pdf MAGNETIC DIMMABLE DRIVER Specification Sheet									
Contains • Additional Models • Derating Curves • Additional Features • System Diagrams									
DI-MLV-24V60W	120VAC	24V	60W	12W	Yes	Yes	6.8 in.	3.1 in.	2.9 in.
DI-MLV-24V96W	120VAC	24V	96W	20W	Yes	Yes	6.8 in.	3.1 in.	2.9 in.
PoE (Power over Ethernet) Constant voltage platform, ready for Power over Ethernet (inquire)									

RECOMMENDED CONTROLLERS

SKU	DESCRIPTION
CASAMBI® Controllers The CASAMBI controllers will remotely control your lighting through the app - downloadable for IOS & Android.	
CBU-PWM4	CASAMBI PWM4 Single Color Dimming Controller
CBU-A2D	CASAMBI A2D 2 Channel 0-10V/DALI Controller
CBU-ASR	CASAMBI ASR 0-10V Controller
CBU-TED	CASAMBI TED AC High Voltage Controller
SWITCHEX® Driver and Dimmer Switch LED driver and dimmer switch combined in a single gang box.	
DI-24V-SE-60W	SWITCHEX 24V Switch/Driver Combo - 60W
DI-24V-SE-100W	SWITCHEX 24V Switch/Driver Combo - 100W



LINAIRE® Flex 3D Bend

Linear Light

Flexible architectural light that bends in all directions to fit any space.
Water resistant with precision light quality and full diffusion for a dotless look.

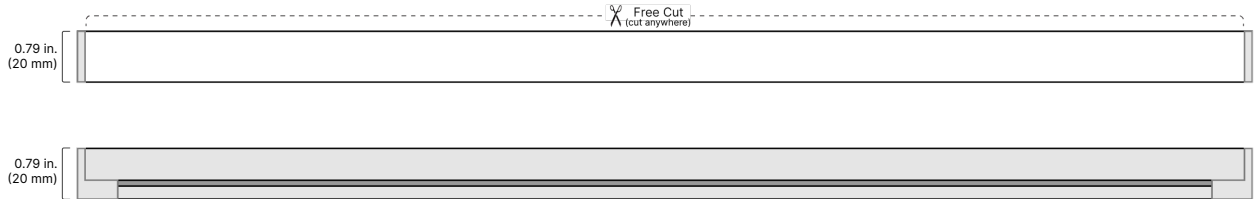
Date _____

Project Notes _____

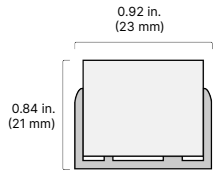
24
VDC

MECHANICAL DIAGRAMS

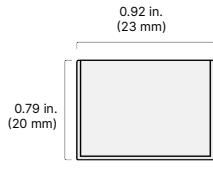
24V-3D-LIN



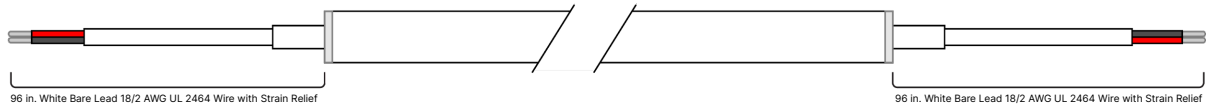
24V-3D-LIN in
LINAIRE Flex 3D Bend Channel



24V-3D-LIN in
LINAIRE Flex 3D Bend Spine Channel



CONNECTIONS



LINAIRE® Flex 3D Bend Linear Light

Flexible architectural light that bends in all directions to fit any space.
Water resistant with precision light quality and full diffusion for a dotless look.

Date _____

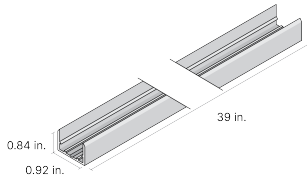
Project Notes _____

24
VDC

ACCESSORIES

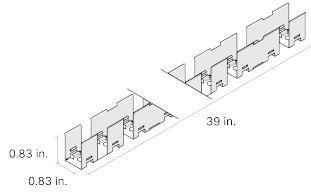
DI-LIN-3D-MTCH-39

LINAIRE Flex, 3D Bend, Mounting Channel, 39 in., Aluminum



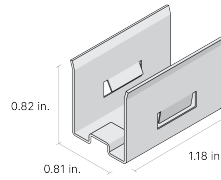
DI-LIN-3D-SPINE-39

LINAIRE Flex, 3D Bend, Mounting Spine Channel, 39 in., White



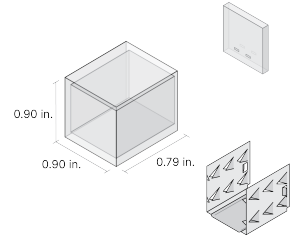
DI-LIN-3D-MTCL-2

LINAIRE Flex, 3D Bend, Mounting Clips, 2 Pack, White



DI-LIN-3D-DEC

LINAIRE Flex, 3D Bend, End Cap



DELIVERY OPTIONS

- **Factory + Field (Hybrid) (IP65)**
Onsite modifications with factory connection. Additional accessories not included.
- **Factory Assembly (IP67)**
Fastest Installation. Factory made-to-order fixtures. Mounting not included.

- Lumen value measured in accordance to IES LM-80-08. LED chips have a luminous flux range with a tolerance of +/- 5%.
- Each maximum run requires a dedicated power feed from the driver. Do not extend beyond the recommended maximum run length. Max run may exceed Class 2 limit. Actual wattage may differ from calculated wattage due to voltage drop across run.
- Do not install product in an environment outside the listed ambient temperature. Exceeding the maximum ambient temperature may damage LED chips, reduce the total lamp life, lumen output, and/or adversely impact color consistency.
- Actual efficacy value is dependent to specified LED driver (power supply). An estimated efficacy value can be calculated as follows: Lumen value divided by average power consumption per foot.
- Operating temperature is measured according to the minimum and maximum ambient temperature environment.

LINAIRE® Flex 3D Bend**Linear Light**

Flexible architectural light that bends in all directions to fit any space.
Water resistant with precision light quality and full diffusion for a dotless look.

Date _____

Project Notes _____

24
VDC**CERTIFICATIONS****Safety**

- UL Listed 2108 Low Voltage Lighting System / Low Voltage Luminaire. UL 1598 / CSA 250.0-08, UL 8750, UL 879 / CAN/CSA-C22.2 no. 207-M89. Certified for United States and Canada. File # E469769.
- UL Listed Field Cuttable.

Environmental

- IP65 - Field Connections and Terminations
- IP67 - Stock Spools and Factory Assembled Fixtures

Performance

- LED chip data measured in accordance to IES LM-80-08.
- Photometric & Colorimetry data measured in accordance to IES LM-79-08, in Elemental LED's Innovation Lab.

Safety / Warnings / Disclosures

1. Install in accordance with national and local electrical code regulations.
2. This product is intended to be installed and serviced by a qualified, licensed electrician.
3. Only use copper wiring. Use wires rated for at least 176°F (80°C) and certified for use with external connection of electrical equipment.
4. Each maximum run requires a dedicated power feed from the driver. Do not extend beyond the recommended maximum run length.
5. Tape light, attached wire leads, and additional extension cables, connectors, etc., are not rated for in-wall installation unless otherwise noted. Tape light and attached wire leads are field-cuttable.
6. Ensure applicable wire is installed between driver, fixture, and any controls in-between. When choosing wire, factor in voltage drop, amperage rating, and type (in-wall rated, wet location rated, etc.). Inadequate wire installation could overheat wires, and cause fire.
7. Do not install in environment where excessive heat may exist (ex. close proximity to fireplace, etc.) See Ambient Temperature ratings
8. Do not install indoor LED tape light products in outdoor / wet location environments. Only wet location tape light models are rated for outdoor / wet locations.
9. Do not modify product beyond instructions or warranty will be void.
10. Tape light must be handled with care. Excessive handling, bending, and pressure may damage the product, voiding the warranty.
11. Actual color may vary from what is pictured on this sheet and other print materials due to the limitations of photographic processes.
12. We reserve the right to modify and improve the design of our fixtures without prior notice. We cannot guarantee to match existing installed fixtures for subsequent orders or replacements in regards to product appearance, CCT, or lumen output.

WARRANTY**Limited Warranty**

- 5 Year limited warranty

This warranty does not include the additional accessories referenced in this specification sheet. Complete warranty details for fixtures and additional accessories are available at www.diodeled.com/limited-warranty/ within the Policies section. For warranty related questions please contact product support.

Consumer's Acknowledgment

Elemental LED, Inc. stands behind its products when they are used properly and according to our specifications. By purchasing our products, the purchaser agrees and acknowledges that lighting design, configuration and installation is a complex process, wherein seemingly minor factors or changes in layout and infield adjustments can have a significant impact on an entire system. Choosing the correct components is essential. Elemental LED is able to work with the original purchaser to make an appropriate product selection to the extent of the limited information that the customer can provide, but it is virtually impossible for Elemental LED to design a system that foresees every unknown factor. For this reason, this Warranty does not cover problems caused by improper design, configuration or installation issues. Any statement from a Elemental LED employee or agent regarding a customer's bill of goods and/or purchase order is NOT an acknowledgment that the products purchased are designed and configured correctly. The purchase agrees and acknowledges that it is the customer's responsibility to adhere strictly to all information contained in the Product Specification Sheets.

There is often more than one way to design, configure and layout an LED lighting application properly to achieve the same lighting effect. Elemental LED strongly recommends that licensed professionals be used in the design and installation of lighting systems that include Elemental LED products. The specifications include important information that a designer and installer should carefully review and strictly follow. Qualified designers and certified and/or licensed installers, with access to the final installation environment, customer goals, and Elemental LED product specifications can make the requisite decisions appropriate for a successful finished lighting application.