



SPECIFICATIONS

		DI-TD-12V-10W	DI-TD-12V-20W	DI-TD-12V-30W	DI-TD-12V-45W
Input	Voltage / Frequency	90~135VAC at ~50/60Hz			
	Current (Full Load)	0.17A (~110VAC)	0.14A (~110VAC)	0.14A (~110VAC)	0.34A (~110VAC)
	Efficiency / Power Factor (max)	>81% / >0.92 (~120VAC)	>86% / >0.92 (~110VAC)	>83% / >0.92 (~110VAC)	>84% / >0.94 (~110VAC)
	Wire or Terminal Connection	Screw down terminal connection. Fits up to 12AWG solid copper wire.			
Output	Voltage (Full Load)	12VDC ± 5%			
	Max Current (Full Load)	.83A	1.66A	2.50A	3.75A
	Power (Wattage)	10W	20W	30W	45W
	Wire or Terminal Connection	Terminal Connection. Screw down terminal connection. Fits up to 12AWG solid copper wire. No framed ground connection.			
	# Output Connections	1			
Environment	Ambient Temperature ¹	-40 ~ +140°F (-40 ~ +60°C)			
	Operating Temperature ²	-40 ~ +176°F (-40 ~ +80°C)			
	Location	Suitable for indoor/dry locations / IP40			
	Working Humidity	20~90% RH, non-condensing.			
	Class 2 Compliant	Yes			
	Housing / Cooling	Cooling by free-air convection.			
Additional Information	Safety Standards	cULus (US & Canada) Listed, UL # E499308. ANSI/UL 1310 Class 2 Power Unit. CAN/CSA-C22.2 No. 223. EN-60950-1, EN-61347-1/-2/-13.			
	Protections	Hiccup mode, recovers automatically after fault condition is removed. Short circuit and over current protection.			
	Dimmable	Yes. Install a compatible TRIAC dimmer listed on the 'OMNIDRIVE / Dimming Control Compatibility List'. Not compatible with PWM controls.			
	Minimum Load	Load at least 60% labeled load (dimmable installations only).			
	Maximum Load ³	See 'Derating Curve'			
	Dimensions	5.7 x 2.1 x 0.75 in. (L x W x H)	5.7 x 2.1 x 0.75 in. (L x W x H)	7 x 2.3 x 1.35 in. (L x W x H)	7 x 2.3 x 1.35 in. (L x W x H)
	Weight	3.8 oz.	3.8 oz.	11.6 oz.	11.6 oz.
	Warranty	5 years			

Note ¹ Do not install product in an environment outside the listed ambient temperature. Ensure adequate airflow and heatsinking is considered when mounting/installing. Exceeding the maximum ambient temperature may damage LED chips by reducing the total lamp life, lumen output, and/or adversely impact color consistency.

Note ² Operating temperature is measured according to the minimum and maximum ambient temperature environment.

Note ³ When installing in ambient temperatures that may reach over 100°F, refer to the 'Derating Curve' to avoid overheating and damage to the driver.

SPECIFICATIONS

		DI-TD-24V-10W	DI-TD-24V-20W	DI-TD-24V-30W	DI-TD-24V-45W
Input	Voltage / Frequency	90~135VAC at ~50/60Hz			
	Current (Full Load)	0.17A (~120VAC)	0.14A (~120VAC)	0.14A (~120VAC)	0.34A (~120VAC)
	Efficiency / Power Factor (max)	>82% / >0.92 (~110VAC)	>85% / >0.92 (~110VAC)	>84% / >0.92 (~110VAC)	>85% / >0.94 (~120VAC)
	Wire or Terminal Connection	Terminal Connection. Screw down terminal connection. Fits up to 12AWG solid copper wire.			
Output	Voltage (Full Load)	24VDC ± 5%			
	Max Current (Full Load)	.416A	.83A	1.25A	1.875A
	Power (Wattage) ¹	10W	20W	30W	45W
	Wire or Terminal Connection	Terminal Connection. Screw down terminal connection. Fits up to 12AWG solid copper wire. No framed ground connection.			
	# Output Connections	1			
Environment	Ambient Temperature ¹	-40 ~ +140°F (-40 ~ +60°C)			
	Operating Temperature ²	-40 ~ +176°F (-40 ~ +80°C)			
	Location	Suitable for indoor/dry locations / IP40			
	Working Humidity	20~90% RH, non-condensing.			
	Class 2 Compliant	Yes			
	Housing / Cooling	Cooling by free-air convection.			
Additional Information	Safety Standards	cULus (US & Canada) Listed, UL # E499308. ANSI/UL 1310 Class 2 Power Unit. CAN/CSA-C22.2 No. 223. EN-60950-1, EN-61347-1/-2/-13.			
	Protections	Hiccup mode, recovers automatically after fault condition is removed. Short circuit and over current protection.			
	Dimmable	Yes. May be paired with a compatible TRIAC dimmer listed on the 'OMNIDRIVE / Dimming Control Compatibility List'.			
	Minimum Load	Load at least 60% labeled load (dimmable installations only).			
	Maximum Load ³	See 'Derating Curve'			
	Warranty	5 years			

Note ¹ Do not install product in an environment outside the listed ambient temperature. Ensure adequate airflow and heatsinking is considered when mounting/installing. Exceeding the maximum ambient temperature may damage LED chips by reducing the total lamp life, lumen output, and/or adversely impact color consistency.

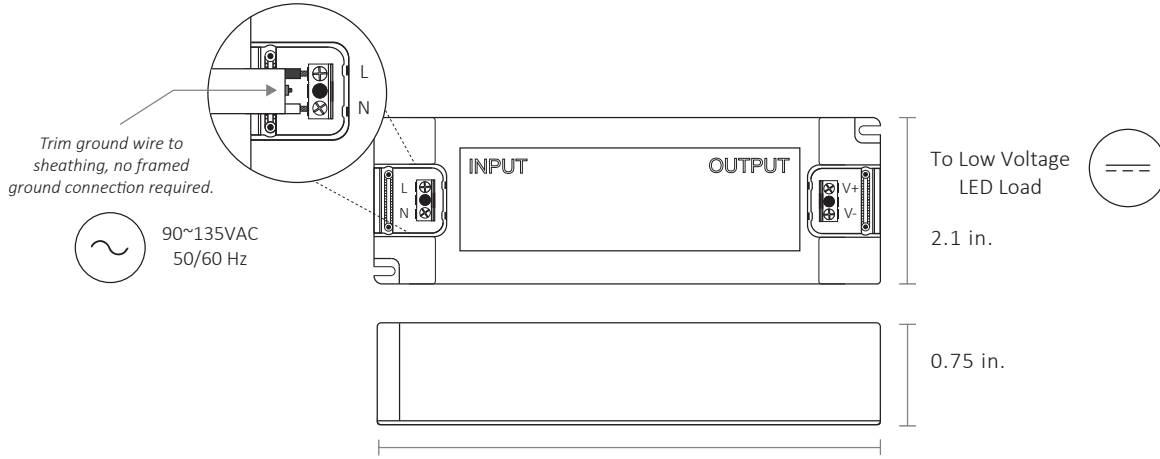
Note ² Operating temperature is measured according to the minimum and maximum ambient temperature environment.

Note ³ When installing in ambient temperatures that may reach over 100°F, refer to the 'Derating Curve' to avoid overheating and damage to the driver.

MECHANICAL DIAGRAMS

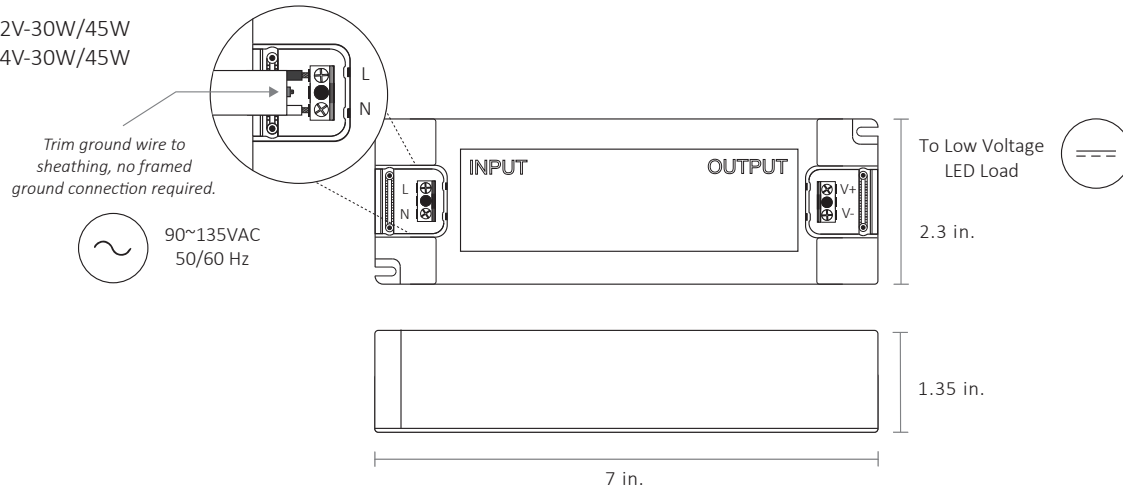
Models

- DI-TD-12V-10W/20W
- DI-TD-24V-10W/20W



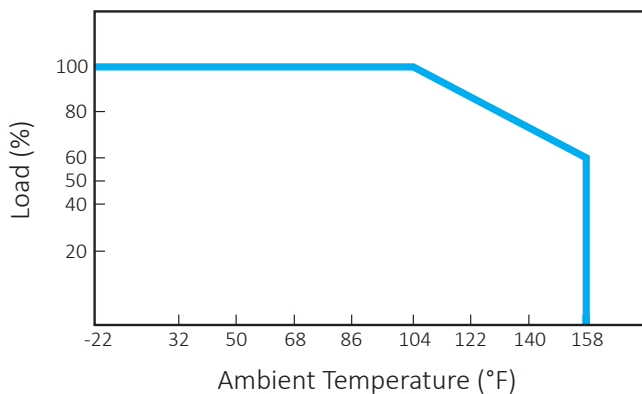
Models

- DI-TD-12V-30W/45W
- DI-TD-24V-30W/45W



DERATING CURVE

When installing in ambient temperatures that may reach over 100°F, refer to the 'Derating Curve' to avoid overheating and damage to the driver.



ADDITIONAL INFORMATION

- CELESTE™ LED STRIP LIGHT Installation Guide

SAFETY / WARNINGS / DISCLOSURES

1. Install in accordance with national and local electrical code regulations.
2. This product is intended to be installed and serviced by a qualified, licensed electrician.
3. Not for use in or on walls of pools, fountains, or other partially or fully submersed locations.
4. Do not modify or disassemble product beyond instructions or this warranty will be void.
5. Actual color may vary from what is pictured above and on other print materials due to the limitations of photographic processes.
6. We reserve the right to modify and improve the design of our fixtures without prior notice. We cannot guarantee to match existing installed fixtures for subsequent orders or replacements in regards to product appearance, CCT, or lumen output.

WARRANTY

Limited Warranty

This product has a five (5) year limited warranty from the date of shipment. This warranty does not include the additional accessories referenced in this specification sheet. Complete warranty details for fixtures and additional accessories are available at LucettaLighting.com within the Policies section. For warranty related questions please contact product support.

Consumer's Acknowledgment

Elemental LED, Inc. stands behind its products when they are used properly and according to our specifications. By purchasing our products, the purchaser agrees and acknowledges that lighting design, configuration and installation is a complex process, wherein seemingly minor factors or changes in layout and infield adjustments can have a significant impact on an entire system. Choosing the correct components is essential. Elemental LED is able to work with the original purchaser to make an appropriate product selection to the extent of the limited information that the customer can provide, but it is virtually impossible for Elemental LED to design a system that foresees every unknown factor. For this reason, this Warranty does not cover problems caused by improper design, configuration or installation issues. Any statement from an Elemental LED employee or agent regarding a customer's bill of goods and/or purchase order is NOT an acknowledgment that the products purchased are designed and configured correctly. The purchaser agrees and acknowledges that it is the customer's responsibility to adhere strictly to all information contained in the Product Specification Sheets.

There is often more than one way to design, configure and layout an LED lighting application properly to achieve the same lighting effect. Elemental LED strongly recommends that licensed professionals be used in the design and installation of lighting systems that include Elemental LED products. The specifications include important information that a designer and installer should carefully review and strictly follow. Qualified designers and certified and/or licensed installers, with access to the final installation environment, customer goals, and Elemental LED product specifications can make the requisite decisions appropriate for a successful finished lighting application.

LUCETTA™
L I G H T I N G

a division of elemental LED

Lucetta Lighting is a division of Elemental LED Inc.

885 Trademark Drive, Suite 200 | Reno, NV 89521 | (833) 533-7732 | info@LucettaLighting.com
© 2019 Elemental LED Inc. All rights reserved. Specifications are subject to change without notice.